
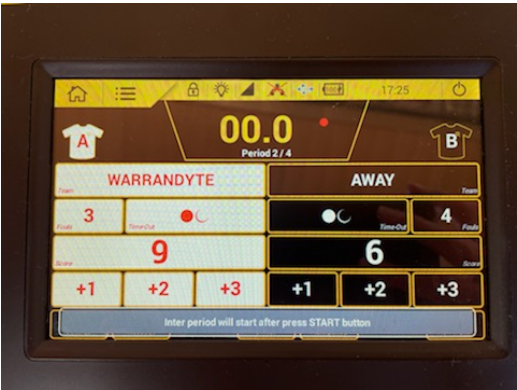



Scorepad Quick Guide (VJBL) – Referees

- Preset: 5-minute pre-game period for warm up.
- Preset: Game is set to four 10-minute quarters, with 2-minute half time and two 1-minute inter periods between the quarters.
- Each period (e.g. pre-game, periods 1/4, 2/4, half time and periods 3/4 and 4/4) must be manually activated using the 'START' (yellow button).
- Team fouls automatically re-set at the start of each quarter.

<p>Set up first game</p>	<p>Touch the screen to trigger the main menu.</p> <p>1. Select 'basketball'</p> 
	<p>2. Select "Warrandyte Venom VJBL"</p> <ul style="list-style-type: none"> • The preset 5-minute warm up period on clock will appear. • Press 'START' to commence 5-minute period. • Buzzer will sound at the end.

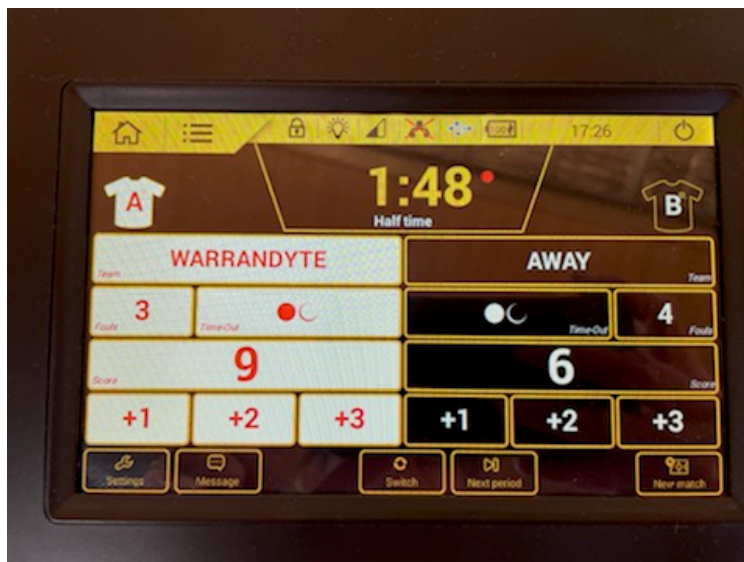
<p>Quarter time</p>	<ul style="list-style-type: none"> • At the end of period 1/4, a grey ribbon appears: <i>"Inter period will start after press START button"</i> (see below). <ul style="list-style-type: none"> ○ Press "START" (yellow button) to start the half time clock. (NB. You may need to press the grey ribbon to clear it, and then press START.)  <ul style="list-style-type: none"> • The 1-minute rest time will commence on the clock (see below).
----------------------------	--



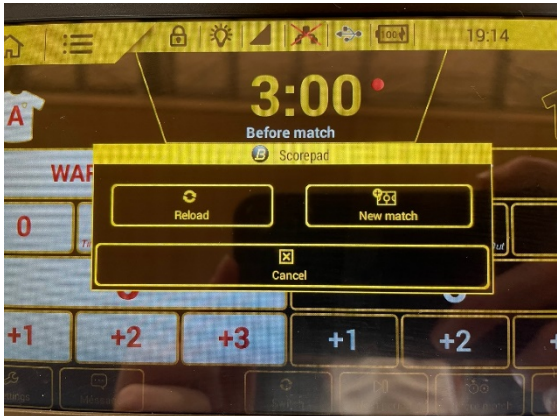
- At the end of rest time, the clock will re-set to the next 10-minute quarter.
- Press 'START' (yellow button) to commence main clock.
- NB. All team fouls will automatically re-set to zero.

Half time
Set half time
2-minute
clock

- At the end of period 2/4, a grey ribbon appears: "Inter period will start after press START button" (see above).
- Press "START" (yellow button) to start the half time clock (2-min duration). (NB. You may need to press the grey ribbon to clear it, and then press START.)



<p>End of game</p>	<ul style="list-style-type: none"> • At the end of the game, grey ribbon appears: “Inter period will start after press “START” button” (as above). • Clear the “Inter period ...” message by pressing it. • Following instruction to start a new game (see below).
---------------------------	---

<p>To start <u>new</u> game</p>	<ul style="list-style-type: none"> • Select ‘New Match’ (bottom right corner) • Display box appears: Select ‘Reload’ • Game will reset, with 5 minutes before match time. (This time can be adjusted by touching the screen, or paused by pressing ‘STOP’ (yellow button)).  <p>The screenshot shows a mobile application interface. At the top, there is a status bar with the time 19:14. Below it, a large digital clock displays '3:00' in yellow. Underneath the clock, the text 'Before match' is visible, along with a 'Scorepad' icon. A yellow dialog box is overlaid on the screen, containing three buttons: 'Reload' (with a circular arrow icon), 'New match' (with a plus sign icon), and 'Cancel' (with a square icon). The background of the app shows a basketball court scene with various UI elements like player names and scores.</p> <p>Tip: Don't select 'New Match' – it will exit to the main menu.</p>
--	---